

2023 annual report to the Community

Playford Primary School

Playford Primary School number: 1879

Partnership: Uleybury



School principal:

Jason Sheehy

Jason Sheehy

Date of endorsement:

09/02/2024

Context Statement

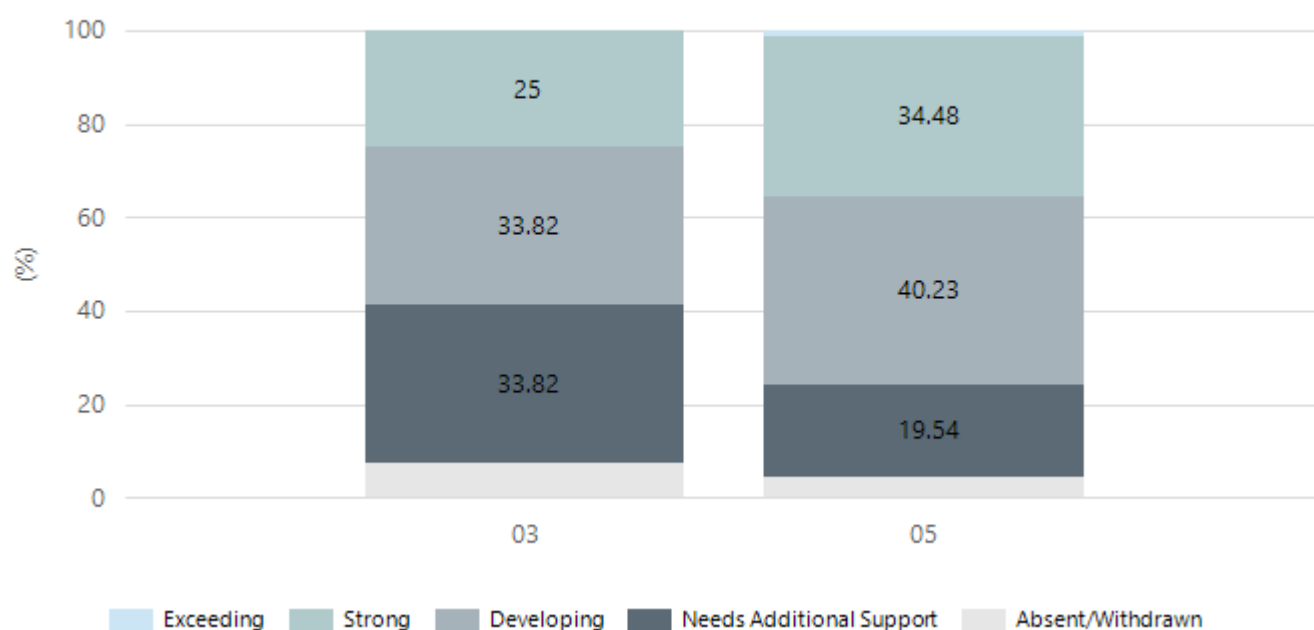
Playford Primary School caters for students from R-6. At the time of this report, the enrolment in 2023 is 498. Playford Primary School is classified as Category 4 on the Department for Education Index of Educational Disadvantage. At the time of this report, the school population includes 5% Aboriginal students, 17% students with disabilities, 13% students with English as an additional language or dialect (EALD) funded background, 1% children/young people in care. Further information about the school is available on the school's website (including its context statement), as well as the My School website.

Performance Summary

NAPLAN Proficiency

In 2023, the Australian Curriculum, Assessment and Reporting Authority (ACARA) - a Commonwealth Independent statutory authority - announced changes to NAPLAN performance reporting. This new way of reporting by ACARA that NAPLAN results from 2023 will not be comparable to previous years. The new approach replaces the previous numerical NAPLAN bands and the national minimum standard.

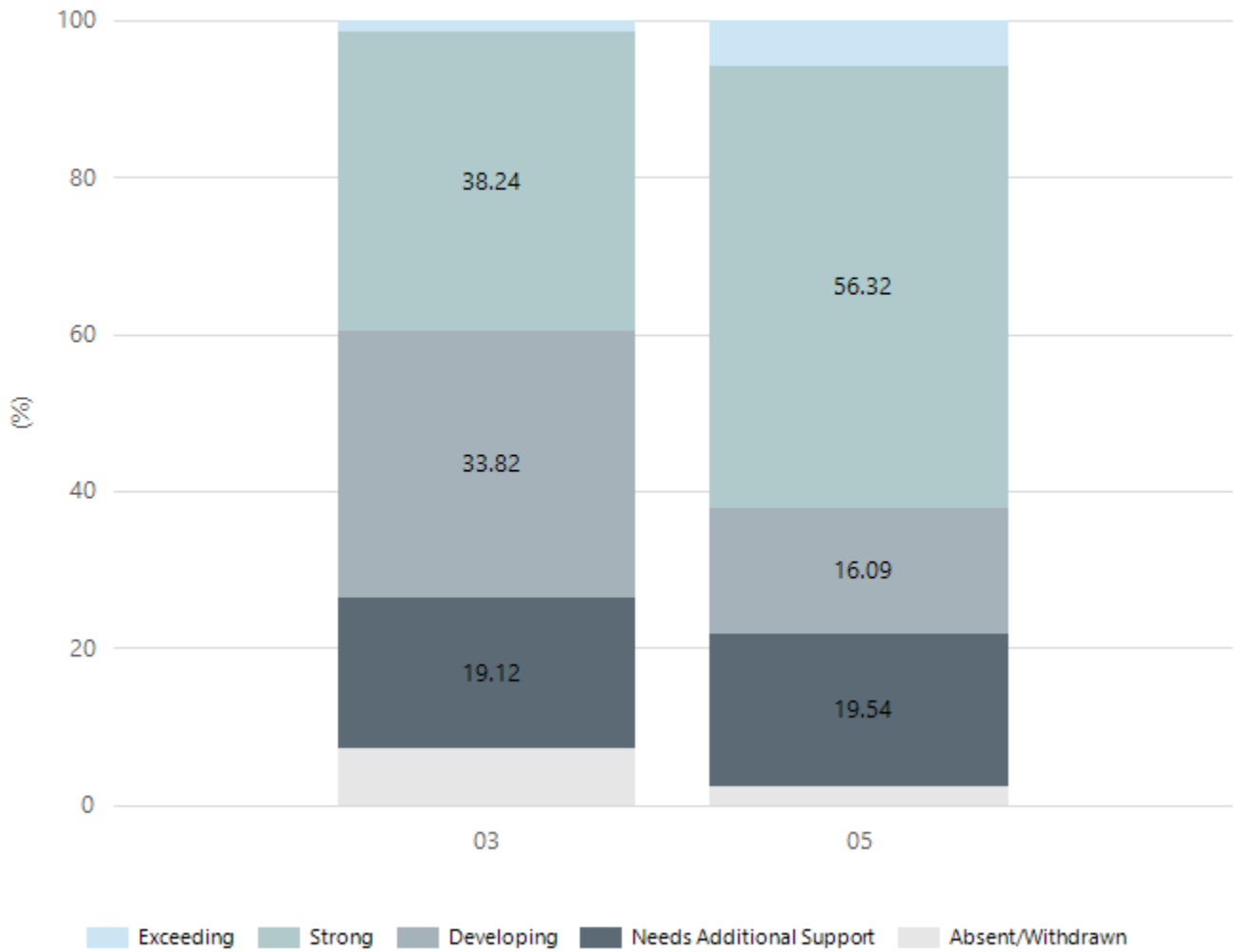
Numeracy



Year Level	03	05
Exceeding		1
Strong	17	30
Developing	23	35
Needs Additional Support	23	17
Absent/Withdrawn	5	4
Total	68	87

Data Source: Department for Education Assessment Data Holdings, 2023. When there are less than six students in a cohort, no data is supplied.

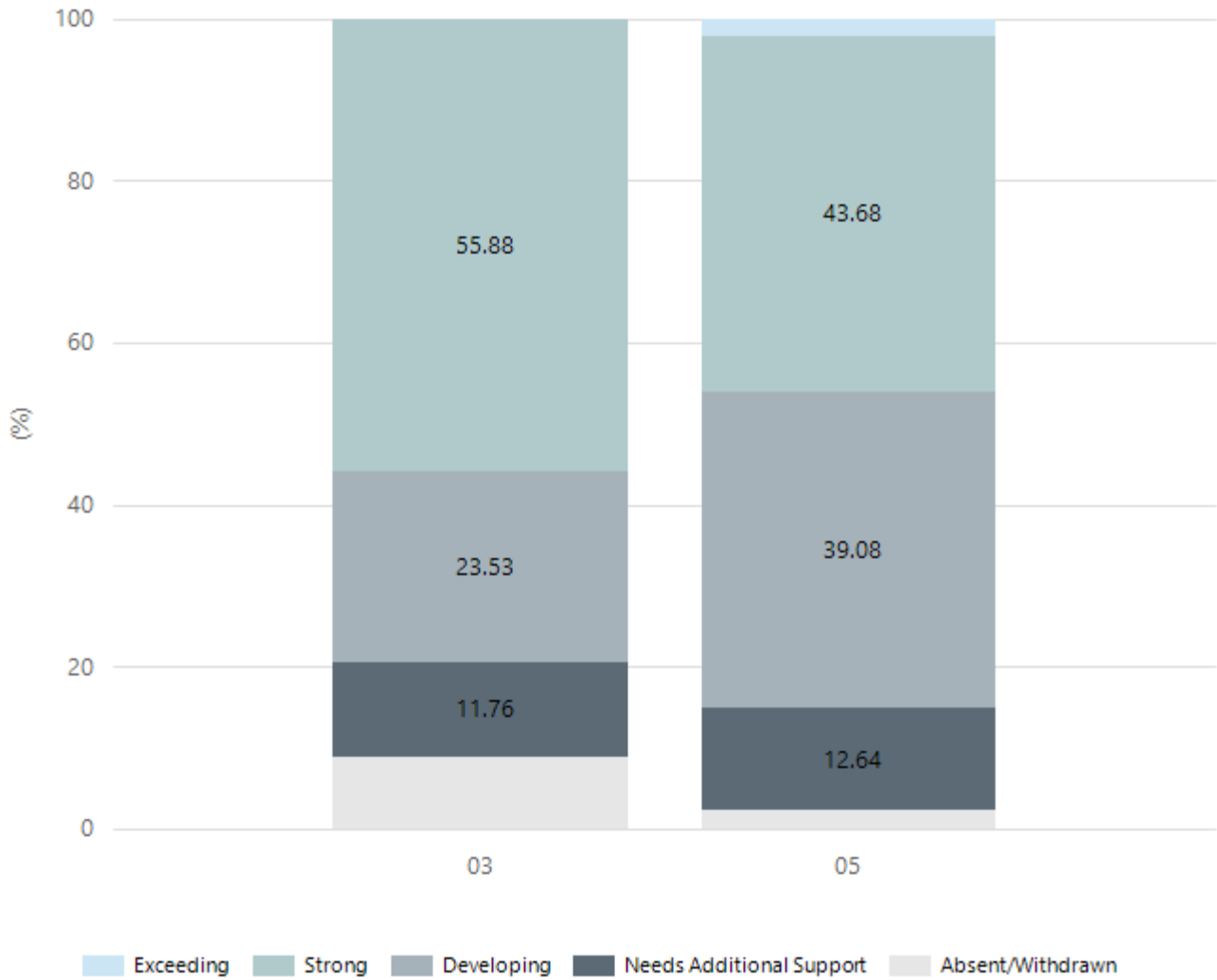
Reading



Year Level	03	05
Exceeding	1	5
Strong	26	49
Developing	23	14
Needs Additional Support	13	17
Absent/Withdrawn	5	2
Total	68	87

Data Source: Department for Education Assessment Data Holdings, 2023. When there are less than six students in a cohort, no data is supplied.

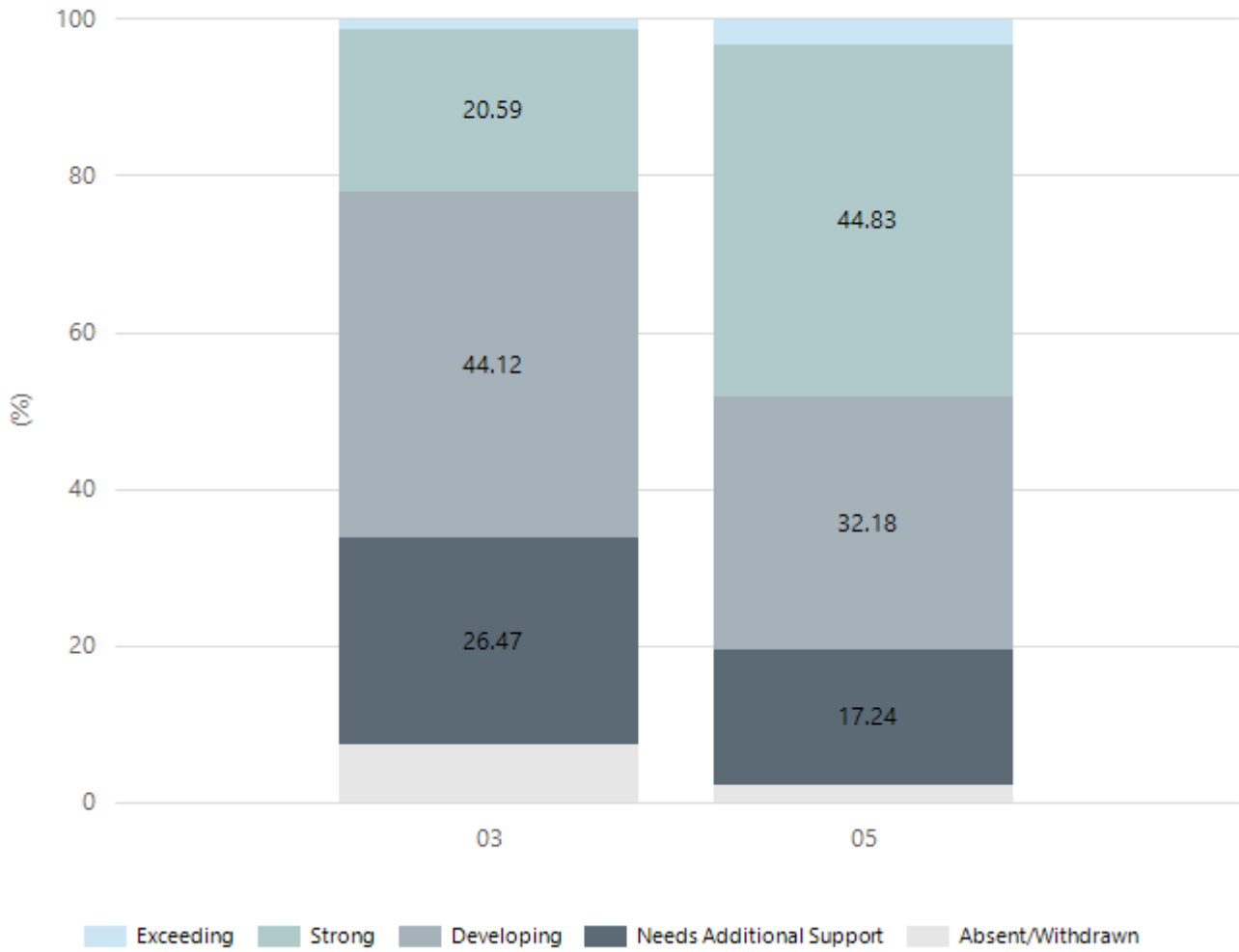
Writing



Year Level	03	05
Exceeding		2
Strong	38	38
Developing	16	34
Needs Additional Support	8	11
Absent/Withdrawn	6	2
Total	68	87

Data Source: Department for Education Assessment Data Holdings, 2023. When there are less than six students in a cohort, no data is supplied.

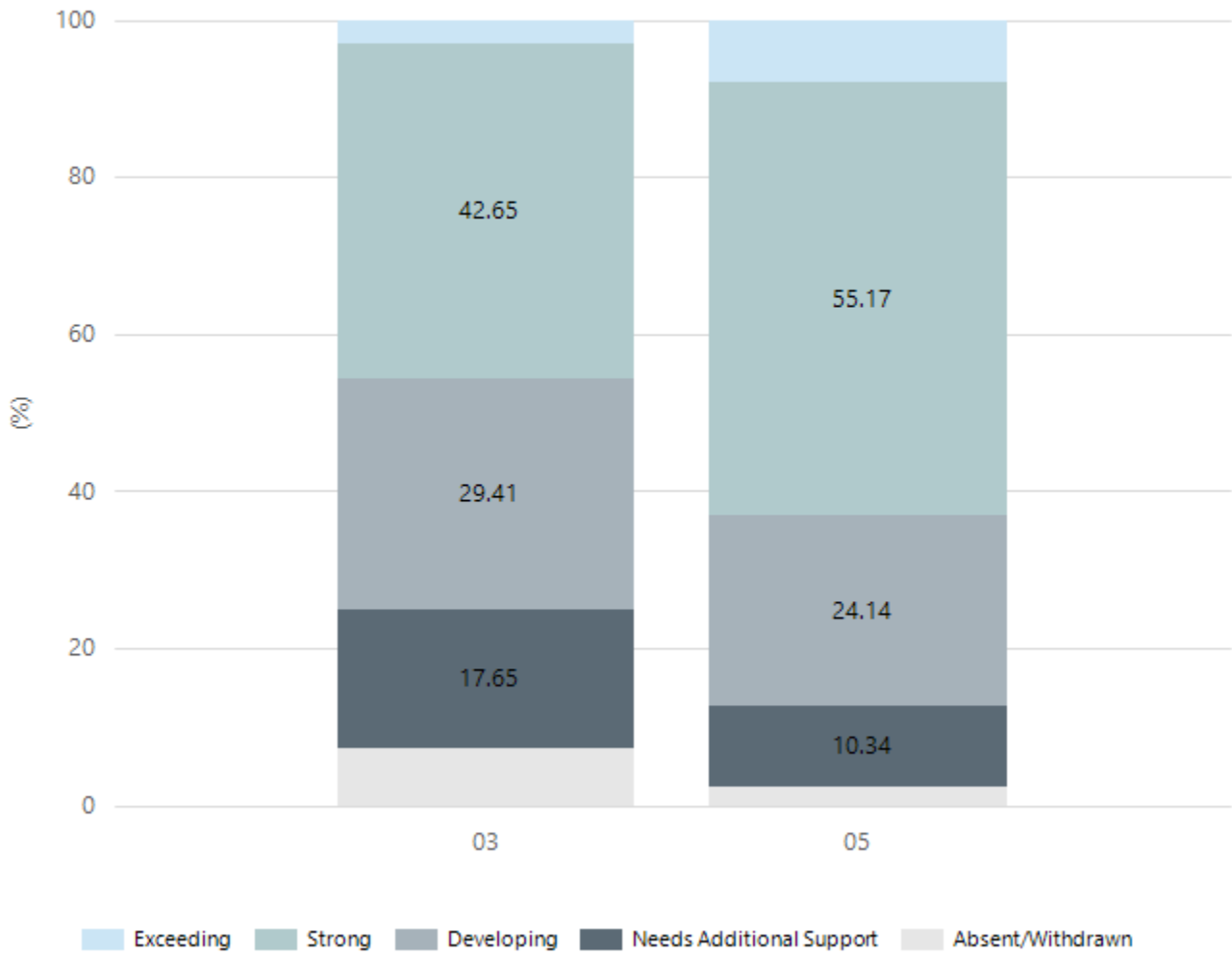
Grammar



Year Level	03	05
Exceeding	1	3
Strong	14	39
Developing	30	28
Needs Additional Support	18	15
Absent/Withdrawn	5	2
Total	68	87

Data Source: Department for Education Assessment Data Holdings, 2023. When there are less than six students in a cohort, no data is supplied.

Spelling

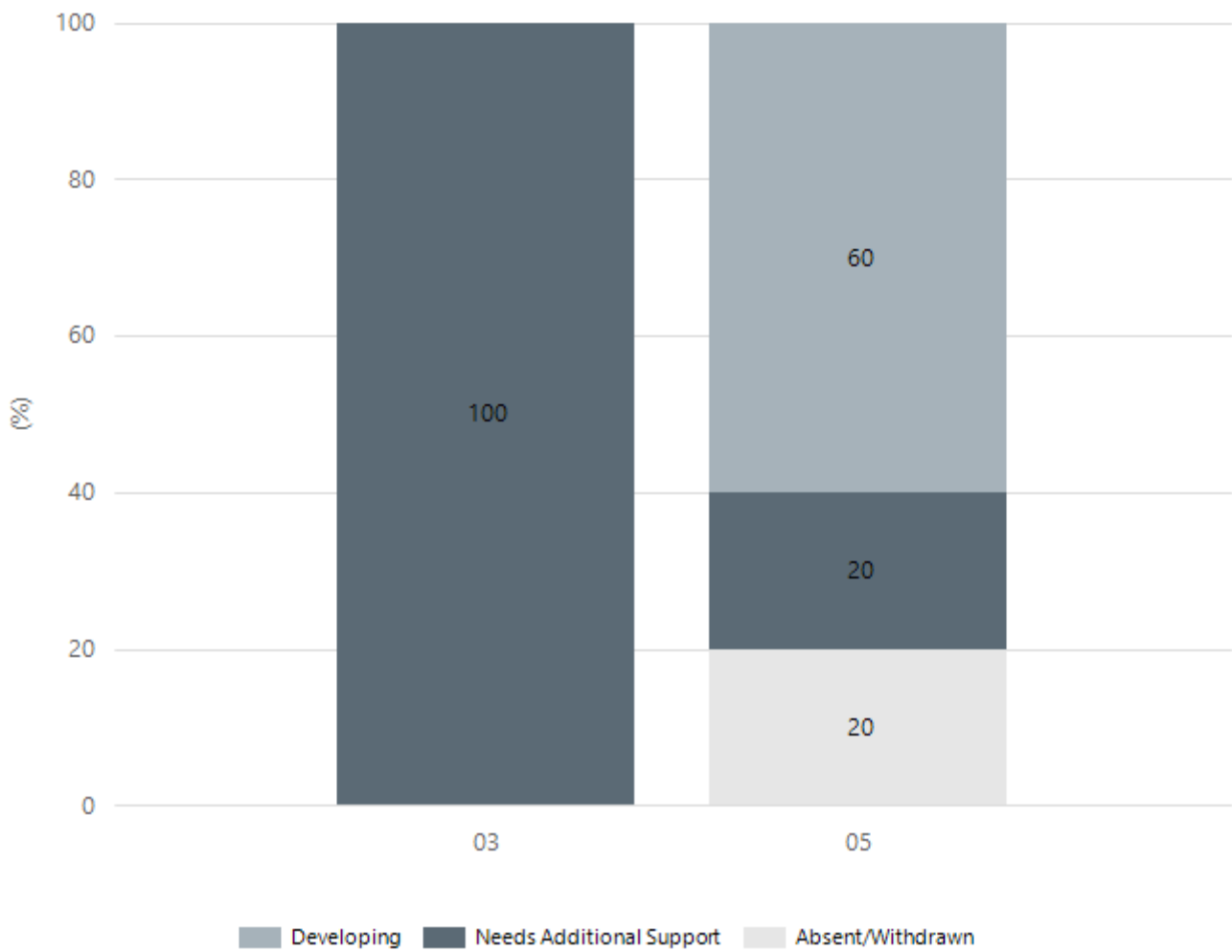


Year Level	03	05
Exceeding	2	7
Strong	29	48
Developing	20	21
Needs Additional Support	12	9
Absent/Withdrawn	5	2
Total	68	87

Data Source: Department for Education Assessment Data Holdings, 2023. When there are less than six students in a cohort, no data is supplied.

NAPLAN Proficiency - Aboriginal Learners

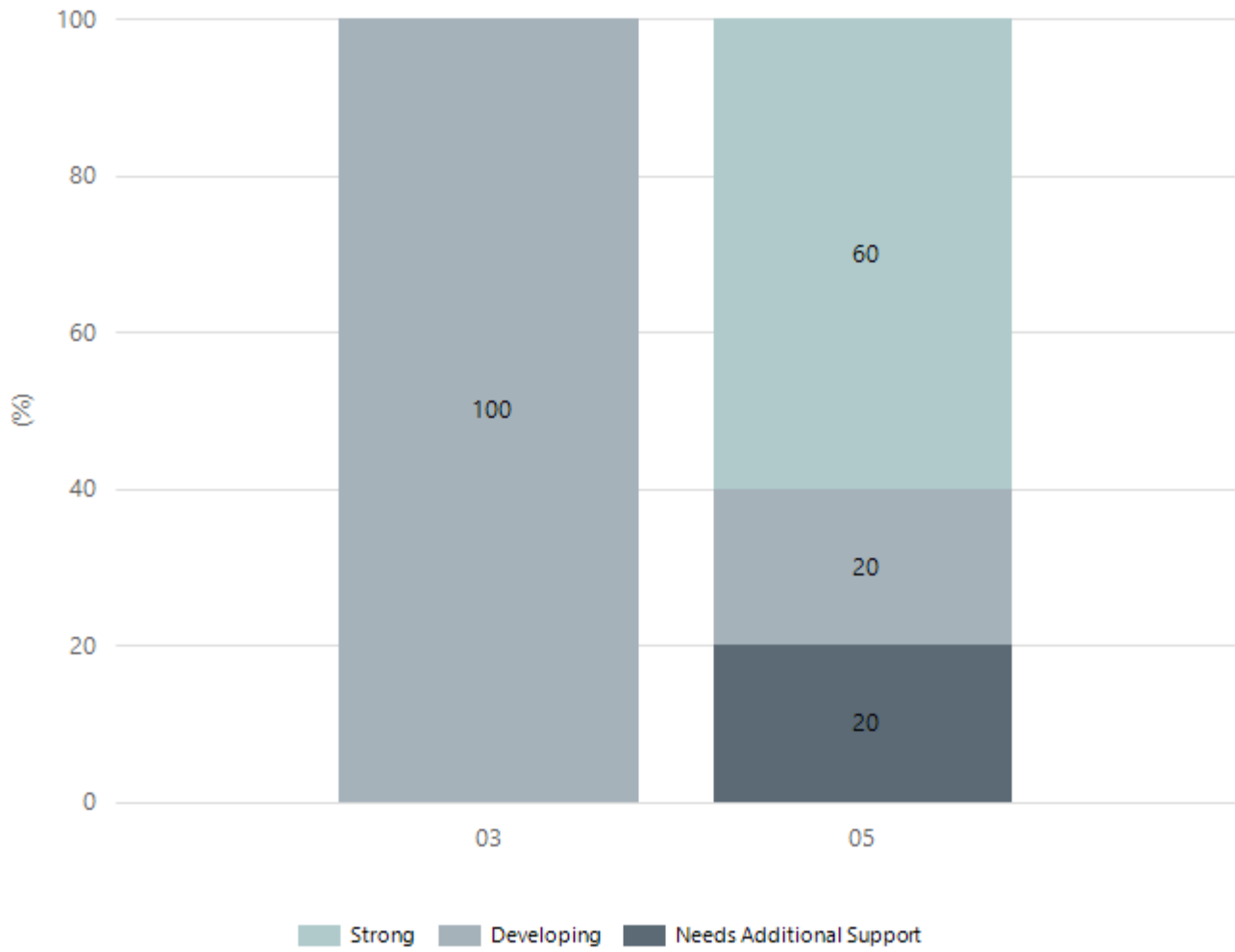
Numeracy



Year Level	03	05
Developing		3
Needs Additional Support	2	1
Absent/Withdrawn		1
Total	2	5

Data Source: Department for Education Assessment Data Holdings, 2023. When there are less than six students in a cohort, no data is supplied. Only data for Aboriginal learners is displayed.

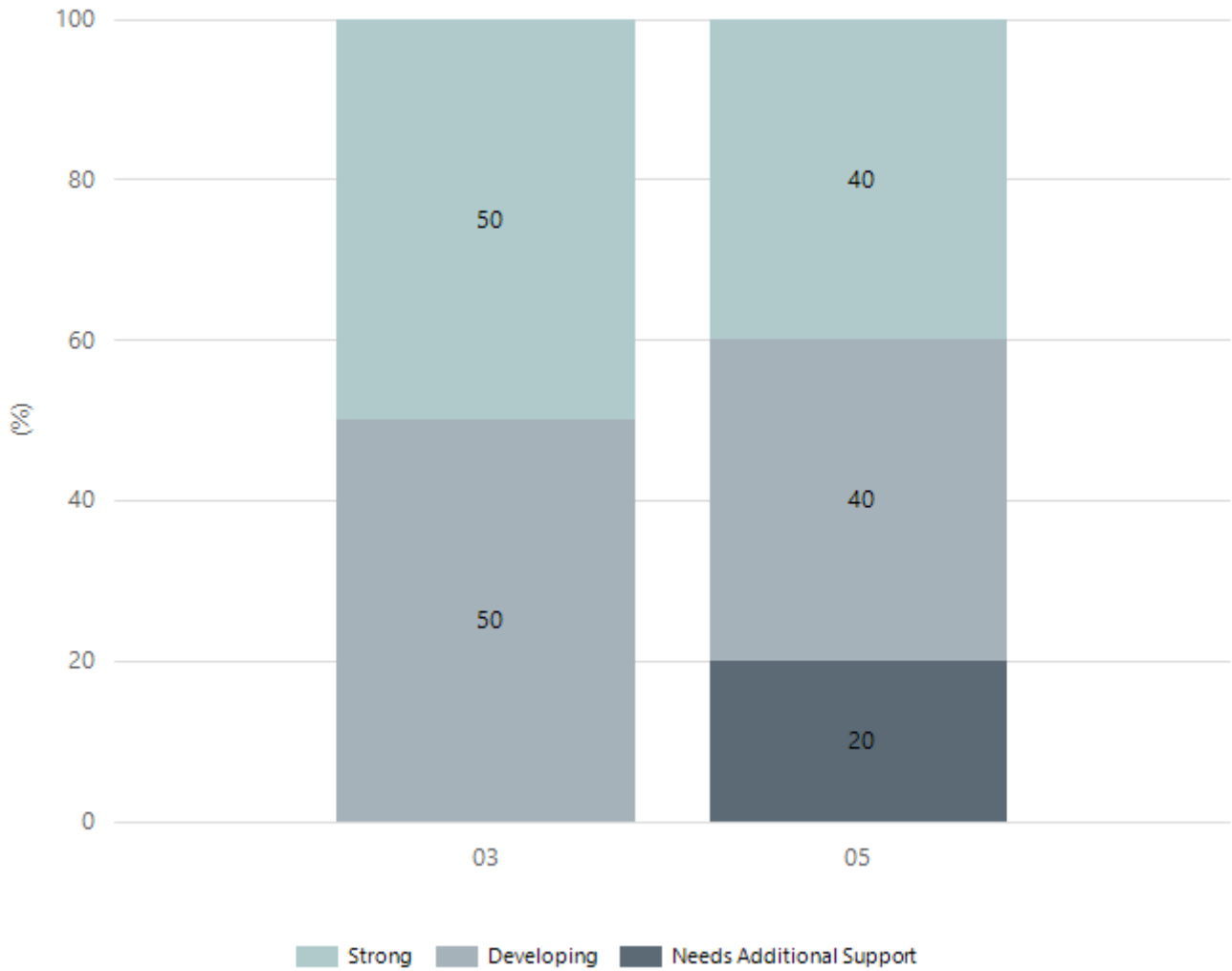
Reading



Year Level	03	05
Strong		3
Developing	2	1
Needs Additional Support		1
Total	2	5

Data Source: Department for Education Assessment Data Holdings, 2023. When there are less than six students in a cohort, no data is supplied. Only data for Aboriginal learners is displayed.

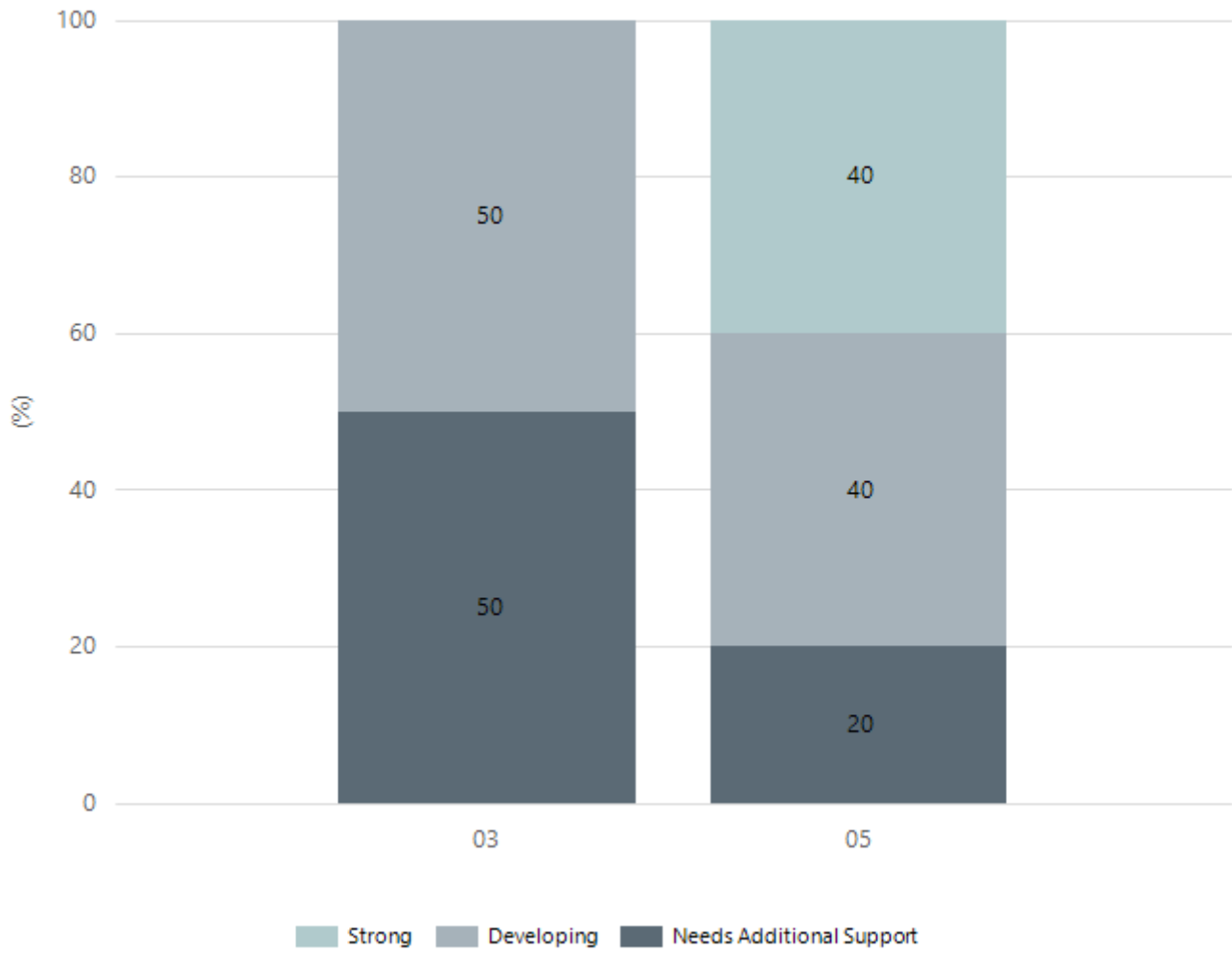
Writing



Year Level	03	05
Strong	1	2
Developing	1	2
Needs Additional Support		1
Total	2	5

Data Source: Department for Education Assessment Data Holdings, 2023. When there are less than six students in a cohort, no data is supplied. Only data for Aboriginal learners is displayed.

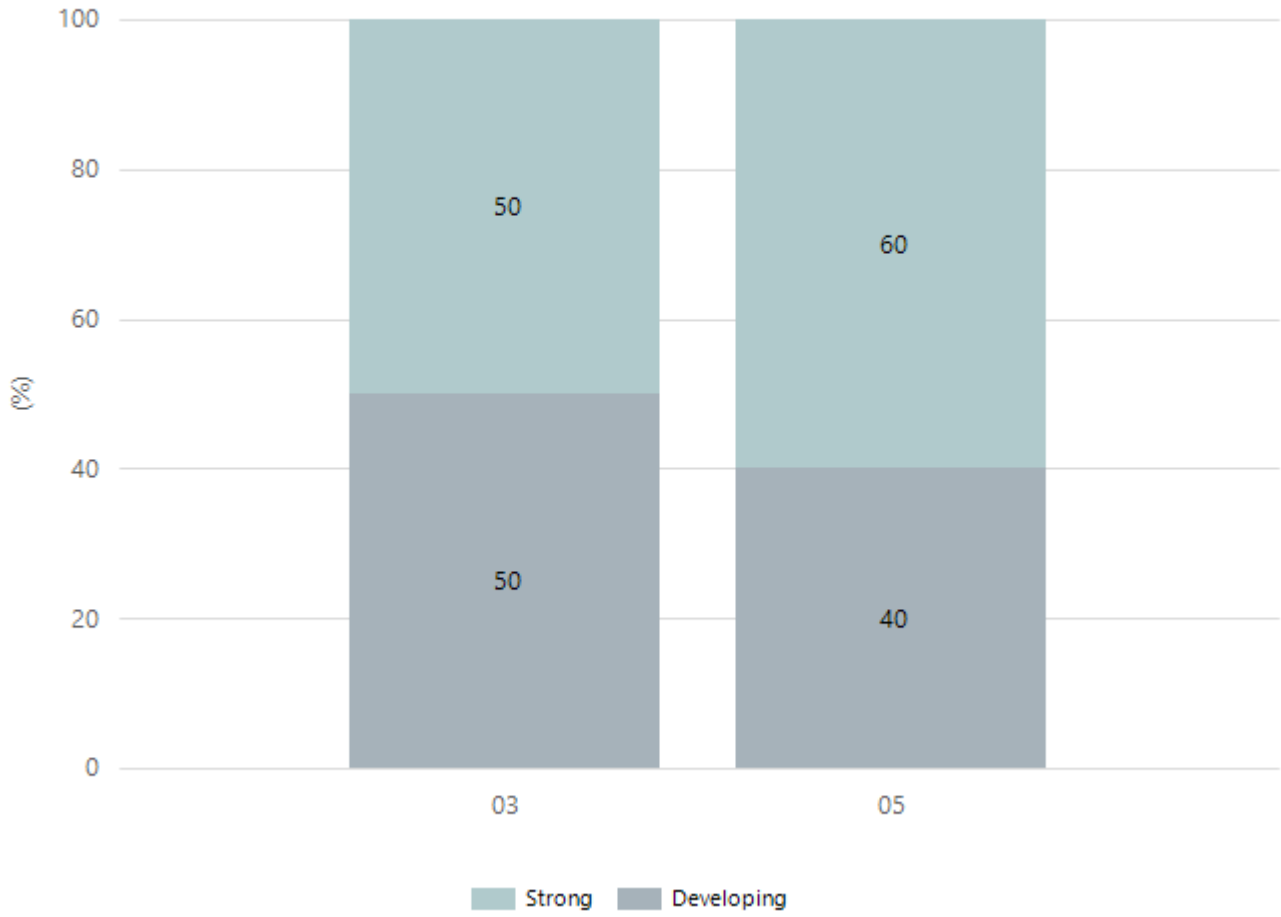
Grammar



Year Level	03	05
Strong		2
Developing	1	2
Needs Additional Support	1	1
Total	2	5

Data Source: Department for Education Assessment Data Holdings, 2023. When there are less than six students in a cohort, no data is supplied. Only data for Aboriginal learners is displayed.

Spelling



Year Level	03	05
Strong	1	3
Developing	1	2
Total	2	5

Data Source: Department for Education Assessment Data Holdings, 2023. When there are less than six students in a cohort, no data is supplied. Only data for Aboriginal learners is displayed.

School Attendance

Year Level	2021	2022	2023
Reception	87.9%	83.0%	84.9%
Year 01	90.4%	82.2%	87.9%
Year 02	91.2%	85.4%	86.5%
Year 03	89.8%	86.4%	88.3%
Year 04	90.7%	80.8%	89.1%
Year 05	90.5%	82.8%	85.4%
Year 06	90.8%	84.0%	86.7%
Year 07	87.1%		
Primary Other	83.2%	74.3%	77.0%
Total	89.1%	82.4%	85.7%

Data Source: Department for Education Attendance Data, Semester 1 Report 2023. A blank cell indicates there were no students enrolled. 'Primary Other' includes students enrolled in specialised education options. 'Secondary Other' includes students who have already spent a year at Year 12 and elected to undertake further study at Year 12.

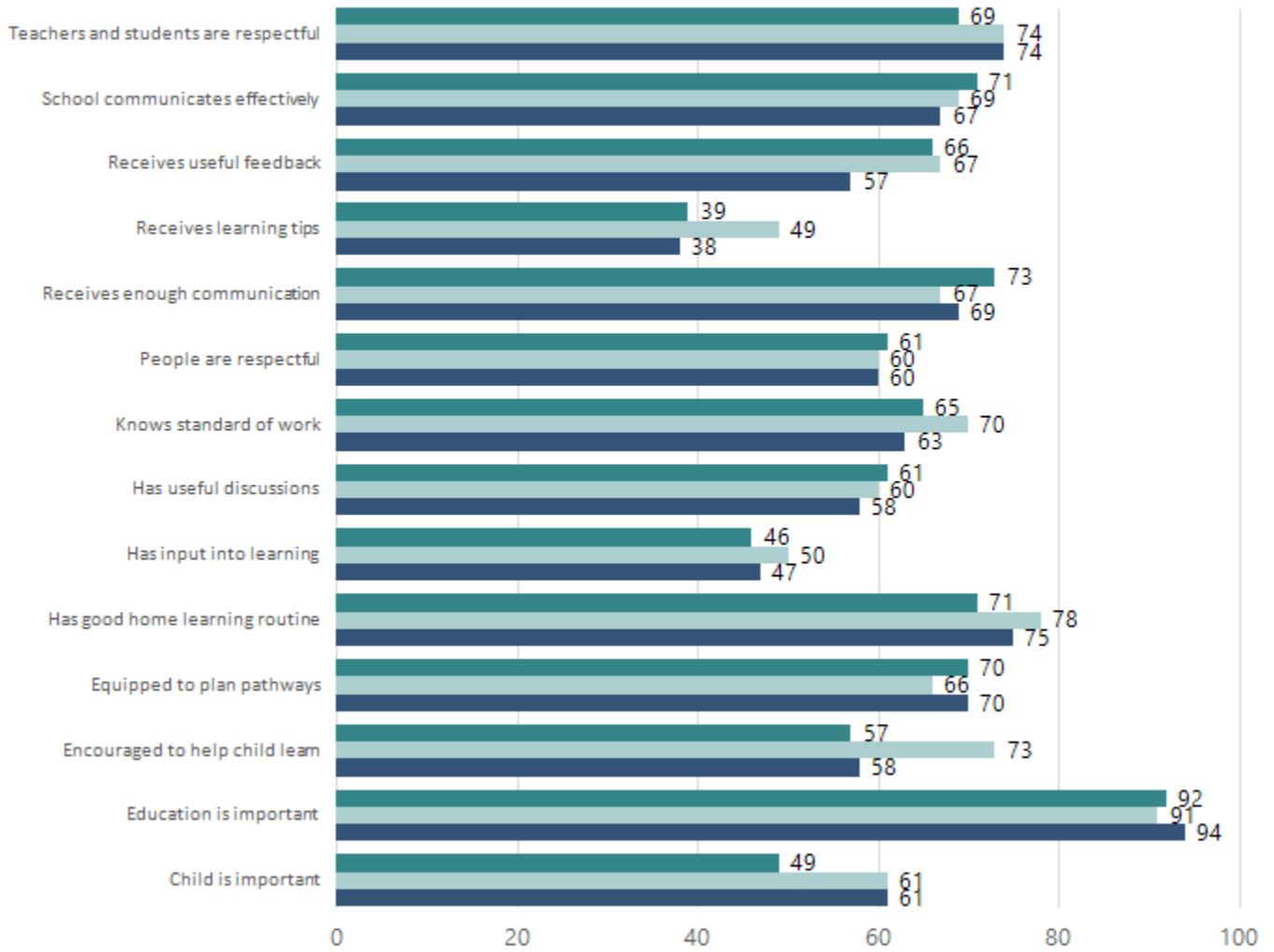
Attendance Comment

In South Australia, all children and young people must be in school from 6 years to 16 years old. They must attend a government or non-government school full time. From age 16 to 17 however, young people must attend school or an approved learning program (such as an apprenticeship, traineeship, accredited course or university). Schools and parents must encourage and support students to come to school every day. Parents and caregivers must make sure their child is enrolled in a school, and attends school all day and everyday it is open, unless a child is sick or has an approved exemption. Teachers and leaders actively follow up when a student misses school, including recording all absences and non-attendance. All schools in South Australia have local attendance procedures governed under the Education and Children's Services Regulations 2020.

Parent Opinion Survey Results

Proportion of agree/strongly agree response(%)

2021 2022 2023



Data Source: 2023 Department for Education Parent Opinions Survey, Term 3 2023.

Intended Destination

Leave Reason	Number	%
NG - ATTENDING NON-GOV SCHOOL IN SA	13	35.0%
TG - TRANSFERRED TO SA GOVERNMENT SCHOOL	18	49.0%
VI - LEFT SA FOR VIC	4	11.0%

Data Source: Department for Education Destination Data Report, 2023. Data extract term 3 2023. Data shows recorded destinations for students that left the school in the previous year. Data is uploaded by schools in term 3 and may not reflect final or total figures at time of report creation.

Highest Qualifications held by the teaching workforce and workforce composition

All teachers at this school are qualified and registered with the SA Teachers Registration Board.

Qualification Level	Number of Qualifications
Bachelor's degrees or Diplomas	30
Postgraduate Qualifications	10

Data Source: Data extracted from Mandatory Workforce Information Collections as on the last pay date of June 2023. As self-reported by staff in the system.

Please note: Data includes staff who are Actively employed and on extended paid leave. Please note only the highest qualification of the Teaching staff is reported. Excludes any number of other certifications earned.

Workforce composition including indigenous staff

	Non-Teaching Staff		Teaching Staff	
	Indigenous	Non-Indigenous	Indigenous	Non-Indigenous
Full-Time Equivalents	0.0	18.5	1.0	35.7
Persons	0.0	31.0	1.0	39.0

Data Source: Data extracted from Mandatory Workforce Information Collection as on the last pay date of June 2023.

Please note: Data includes staff who are actively employed and on extended paid leave. "Indigenous category" is self-reported by staff in the system.

Financial Statement

Funding Source	Amount
Grants: State	\$11400.00
Grants: Commonwealth	\$71695.06
Parent Contributions	\$133093.85
Fund Raising	\$11764.70
Other	\$102475.74

Data Source: School supplied data.

9th February, 2024

Welcome everyone to the 2024 AGM. I would like to thank everyone that has taken part in the Governing Council this past year to help grow our school community. We have welcomed more new parents and I would like to thank you all again, for volunteering your time.

This year has been huge! I reported last year that our Kitchen Garden was complete and that we would get chicken. Well, I am happy to report that those chickens are in and laying, being fed well on green scraps from the kitchen and school. We have also had parent workshops in Kitchen Garden, Math and Literacy.

I also mentioned in last year's report that we, as a Governing Council, had continued to raise money to buy a new playground for the students. This is also in and being loved by our students. I have been told that there are some students that now have a preference for the playground over returning to class!

Another change made to the playground this year was the removal of the boats outside student services to bring the Bush Tucker garden from the front office/administration building, all the way to student services. This is a welcome change to enable more students to learn about our natural environment as well as to learn from Aboriginal Elders how our local environment can produce enough food to sustain families.

A big upgrade was/is being made to our aging IT infrastructure. We hope that with the updates we can provide a better class experience not only for our students, but also for our teachers.

There is also an upgrade being made to the additional needs class area's with a grant from Variety. While I don't have full details on this as yet, I will ask Jason to keep us updated through the year on progress.

Kids Shed was implemented this year. Selected students worked with John, our groundsman, to build things. Not only things from wood, but connections with their fellow students. I personally love this program as not only are the children learning manual skills, building social relationships is important. I have a child with AuDHD and this is something that we struggle with, so having a safe environment is a wonderful idea.

"Moo"ving on to one of our big fundraisers, Cows for Cambodia. Not only did our school community come together to raise funds for other families in a country that many of our students didn't know about to start with, we saw our very own fearless leader, Mr Sheehy, travel over to Cambodia with Andrew Costello, maybe better known as Cosi or South Aussie Cosi. We got to see some videos, narrated by Cosi, of Mr Sheehy bringing the cows in, in the pouring rain. Jason came home with some uplifting stories of the gratitude of the Cambodian people. He also brought home some funny stories and the story of him facing his fears, holding some big tarantulas.

Looking to the New Year, the school will be going through some changes as we have a mid-year Reception intake. And with that new change, we will also see the last cohort of Dean Clarke's students graduate from year 6. I hope that Mrs Clarke knows the impact that her husband had on our school community and children. Jason, you had some big shoes to fill with little notice and you have done a splendid job. The last 5 years haven't been without their trials (thank you COVID), but as you come to the end of your fifth full year, I hope you take the time to look back and see how you have changed and grown our community.

Aleisha Gebert

Playford Primary School Governing Council Chairperson